


Foot pedal valve (3/2way)

3F, 3FM Series



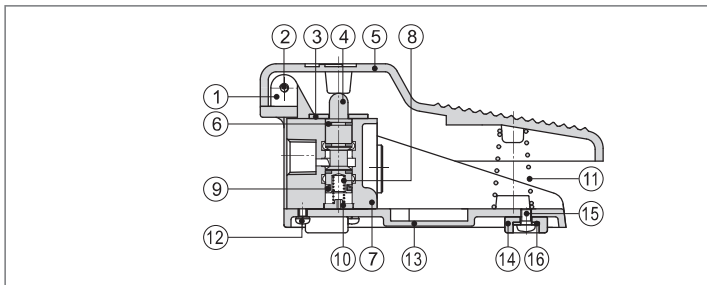
Symbol



Product feature

1. Direct acting and normally closed type.
2. The 3F series has aluminum foot pedal and 3FM series has plastic foot pedal, in direct acting type, horizontal and compact structure.
3. If the duration of direction-change is long, the valves with lock may be selected.
4. The clamping framework is steady and reliable that it is easy and quick to unlock. However, with the limitation of the dimension of structure, it can not bear frequent strong impact.

Inner structure

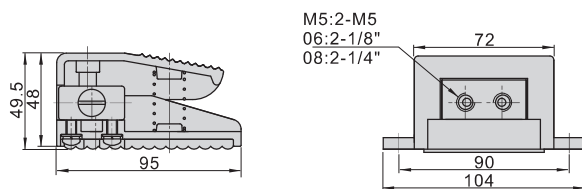


No.	Item	No.	Item	No.	Item
1	Bushing	7	Body	13	Base
2	Fixed screw	8	Spring	14	Base pad
3	Fixed plate	9	E clip	15	Fixed screw
4	Spool	10	Spring bolder	16	Clip
5	Pedal	11	Override		
6	O-ring	12	Fixed screw		

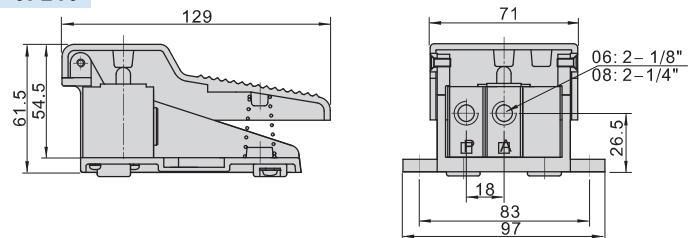
Note ⚠ Lockable type should be added grease periodically to ensure the machine can work regularly

Dimensions

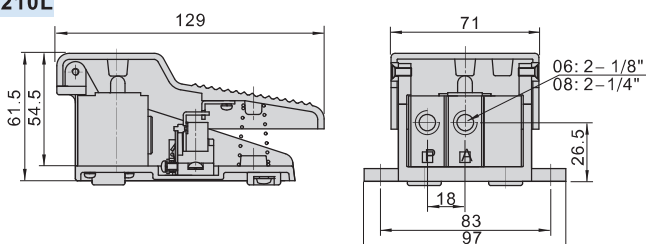
3FM210



3F210



3F210L



Specification

Model	3FM210-M5	3F210-06	3FM210-06	3F210-08	3FM210-08
Fluid	Air (to be filtered by 40 μm filter element)				
Operating	Acting type controlled by foot normally closed				
Port size[Note1]	M5	1/8"	1/8"	1/4"	1/4"
Valve type	3/2 Way				
Pressure range	0~1.0MPa(0~145psi)				
Proof pressure	1.5MPa(215psi)				
Temperature	-20~70°C				
Material body	3FM:Plastic; 3F:Aluminum alloy				
Lubrication	Not required				

[Note1] G thread is available.

Ordering code

3F210 08 L G



①Model	②Port size	③Note	④Thread type	
3FM210: 3/2 way foot pedal valve (mini type)	M5: M5 06: 1/8" 08: 1/4"	No this code	M5	1/8" 1/4"
3F210: 3/2 way foot pedal valve	06: 1/8" 08: 1/4"	Blank: Without lock L: With lock	No this code	G: G